

This drawing is the property of Greender Connectors and must not be disclosed to a third party without written permission.

PIECE PART MATERIAL CHART

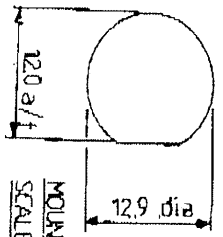
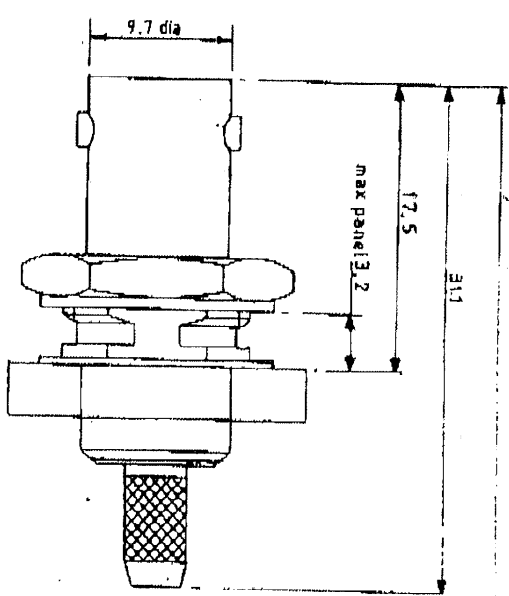
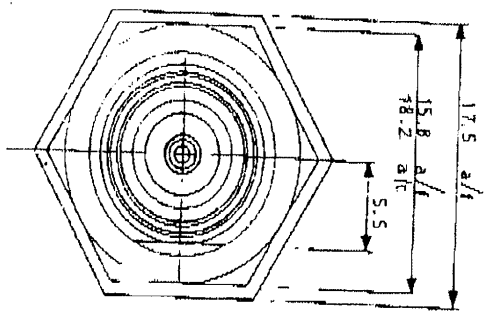
PART DESCRIPTION	MATERIAL				PIECE	OTHER
	BRASS	BERYLLOUS COPPER	STAINLESS STEEL	SILICON BRONZE		
BODY	✓					
MALE CONTACT						
FEMALE CONTACT						
INSULATOR						
CLAMP NUT						
PLAIN GASKET						
HEX NUT						
LOCKWASHER						
CRIMP SLEEVE						

PLATING FINISHES

FINISH AVAILABLE FINISHES	FINISH					
	E	H	J	G	W	Z
✓	✓	✓	✓	✓	✓	✓

FINISH	BODY	CONTACT	FINISH	BODY	CONTACT
E	SILVER	SILVER	W	STAINLESS	GOLD
H	NIOBEL	SILVER	Z*	STAINLESS	GOLD
G	GOLD	GOLD	F	SILVER	GOLD
J	NIOBEL	GOLD			

*-Cable entry area is flared for ease of soldering.



MOUNTING DETAILS
 SCALE 2/1

ENGINEERING DATA DRAWING

ITEM	DESCRIPTION	QUAN	General Limits unless stated otherwise Fractions +/- 1/64" Angles +/- 1/2" Hatching symbols For finish refer to assembly parts list	DRN BY P.J.G.	DEV	ISSUE	AMENDMENT	DATE	TITLE REAR MOUNTING BNC BULKHEAD JACK	PART NUMBER B37H97	SCALE 3/1
				CRD BY A.R.	PKD	1	ADDED	25-3-93			
				DATE 10/3/88	DC	2		27-4-88			

Greender Connectors Cambridge Road Haver Essex CM20 2ER